



ISTATION READING TEXAS SUCCESS TOOLKIT FOR PARENTS

Texas SUCCESS provides state-funded access to interactive math and reading programs for Texas students in grades 3–8. This means *free* access to both reading and math programs. The Texas Education Agency (TEA) has selected Istation Reading as the Texas SUCCESS reading provider. To get more information about Texas SUCCESS, please visit www.texassuccess.org.

What is Istation?

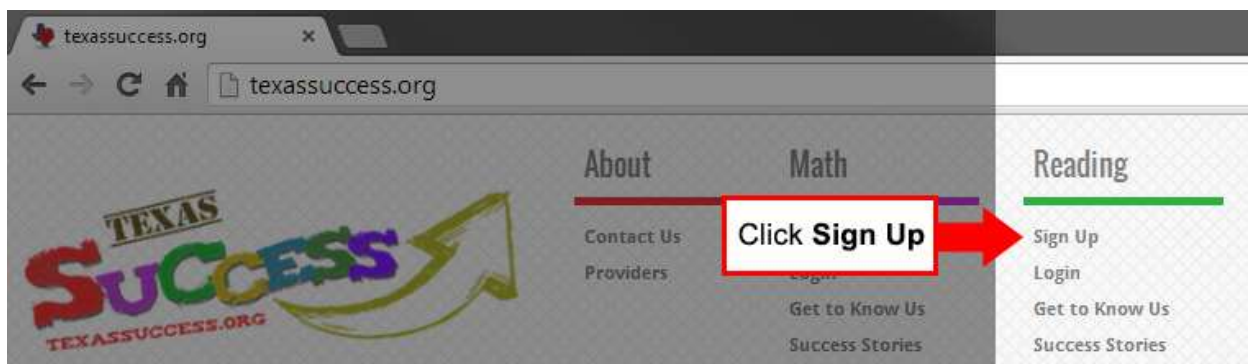
Istation is a comprehensive online assessment and reading instruction program. Istation Reading delivers specialized instruction accessible on your home computer. The instruction is targeted to your child's individual needs to increase growth and to create lifelong readers. Each child logs into his/her own account and works on his/her own individual learning path. The goal of Istation is to help your child reach his/her full reading potential.

Student Accounts

Please note that it is critical for students who already have an Istation account to be able to work in Istation using their existing username and password. Parents: Please obtain your child's Istation domain name, username and password from your child's teacher if he/she does not have it on hand. By using his/her existing username and password, your child's experience and growth in Istation can be more consistent and better supported by all those involved - including your child, you and your child's teacher.

If your child has their Istation account information, please proceed to the How to Use Istation at Home section of this toolkit.

If your child does not have an Istation account provided by his/her school, you may set up an account for your child by visiting www.texassuccess.org. Once on that site, click **Sign Up** under the heading labeled **Reading** to get started.



Then simply follow the on-screen instructions.

How to Use Istation at Home

In order for your child to use Istation at home, follow these few steps to prepare your home computer.

1. Check Your Computer

Istation requires that students access the program through an application using the Internet on a desktop or laptop computer. The table below shows additional technical requirements.

System Requirements		
Specification	Windows	Mac
Supported Operating Systems	Windows XP, Vista, 7, and 8	OS X 10.4 – 10.9
Processor	500 MHz Pentium III	500 MHz G4
Memory	256 MB RAM	256 MB RAM
Hard Disk	2 GB free space	2 GB free space
Graphic Display	800x600	800x600
Sound Card	with headphones	with headphones
Internet Connection	768 kbps or greater	768 kbps or greater

2. Download the Istation Application

Istation software must be downloaded on the desktop or laptop computer your child is using in order to access the student content in Istation. The instructions below show the process for downloading Istation to your home computer.

NOTE: Before beginning, please be sure you have the following three items on hand. These three items were likely sent home in a parent letter from your child's school:

- (1.) School/Domain
- (2.) User Name
- (3.) Password

Here's how you can gain access to the parent portal and Istation Home for your child:

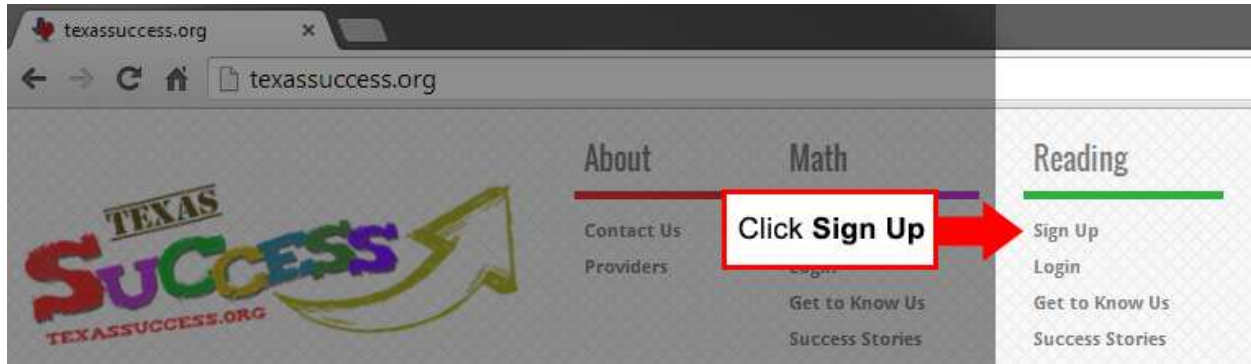
You will need the following login information for **John Smith** in order to gain access to Istation Home.

Student's Name: John Smith | School/Domain: school.district.tx | User Name: 46196 | Password: 0515

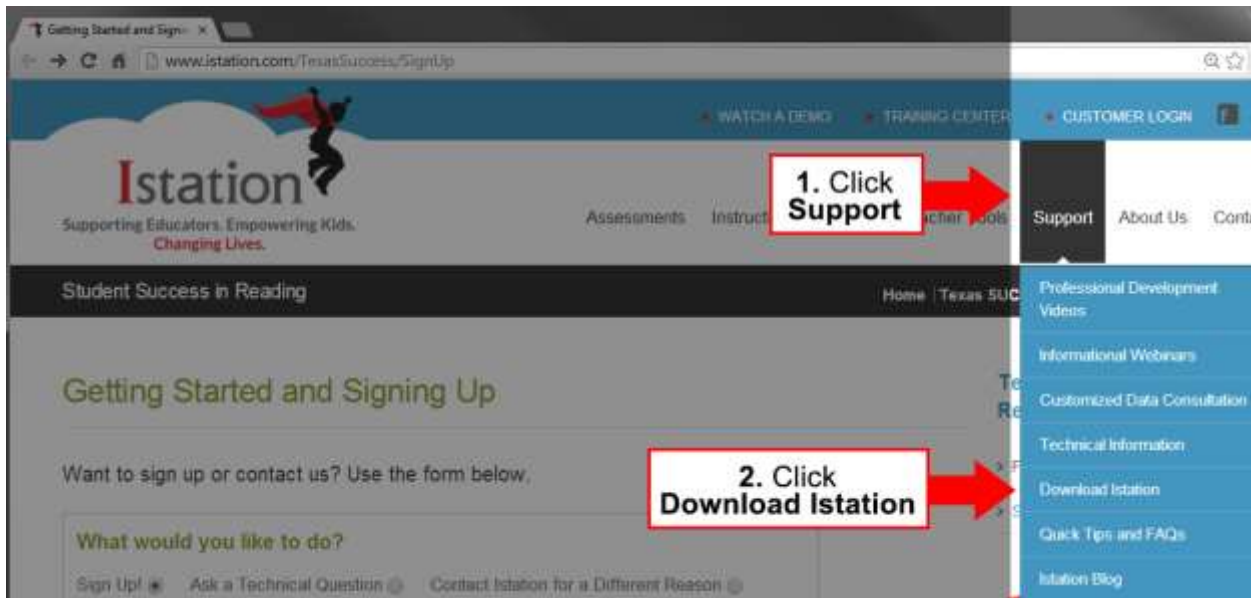
The next step is to install Istation on your home computer. This is a quick and easy process. Go to www.istation.com/IstationHome/ and follow the simple installation instructions.

(If you do not have your child's login information, please contact the ESC-20 SSI Support Center for Texas SUCCESS, or contact Istation. Contact information for both is available in the Help and Technical Support section of this toolkit.)

- Go to www.texassuccess.org and under Reading, click **Sign Up**.



- (1.) Click on the word **Support**, then (2.) click on **Download Istation**



- Click on the appropriate button to download Istation for Windows or Macintosh.



- Once Istation is installed, it will begin automatically for the first time and display the screen below. **(1.)** Enter your child's school's **domain name** and **(2.)** click the **OK** button. (Leave **Peer Group** blank.)

Default Domain

Domain: Peer Group (optional):

Add Peer Groups: Refresh

1. Enter domain name

2. Click OK

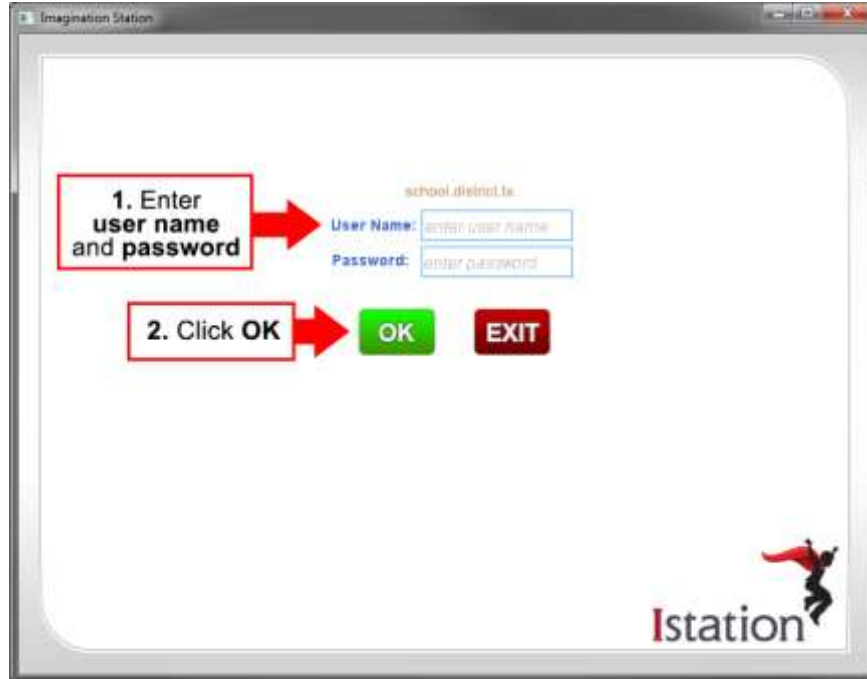
Ok Cancel

- Istation is now installed on your computer and your child can login. The next time your child wants to log into Istation, look for the Istation icon (shown below) on the computer desktop (Windows) or in the Applications folder (Mac) and double click to launch the program.



3. Your student can now login and use Istation.

- Once you or your child has launched Istation, **(1.)** enter the **user name** and **password**. **(2.)** Then click **OK**.



- See the suggested [Istation Weekly Plan](#) included in the *Best Practices for Using Istation* section of this toolkit, and click on the applicable activity (**Reading with ISIP**, **iPractice**, **Writing**, or **Books**)



Best Practices for Using Istation

You can help your student by making sure he/she has a quiet area in which to work. Headphones may be helpful to avoid distractions. The best results are obtained when students work for at least 20-30 minutes during each sitting.

Remember, students should be completing Istation activities with little or no assistance and to the best of their abilities. As your child uses Istation, the program is continually customizing the content it provides based on your child's responses. Outside assistance makes it more difficult for the program to accurately measure student progress.

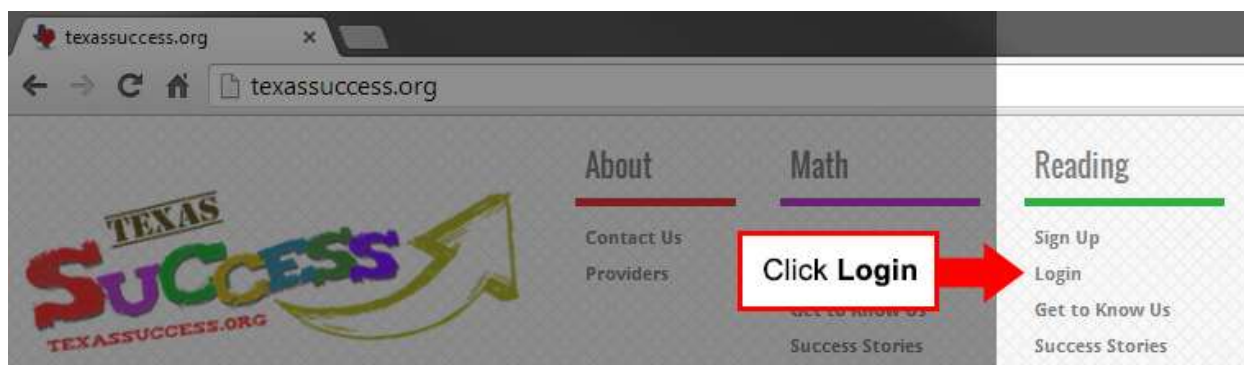
Weekly Plan for Students Grades 3-8

Monday	Tuesday	Wednesday	Thursday	Friday
iPractice (30 minutes)	Reading with ISIP (30 minutes)	Writing (30 minutes)	Free Read with Book of Choice or Istation Book	iPractice (30 minutes)

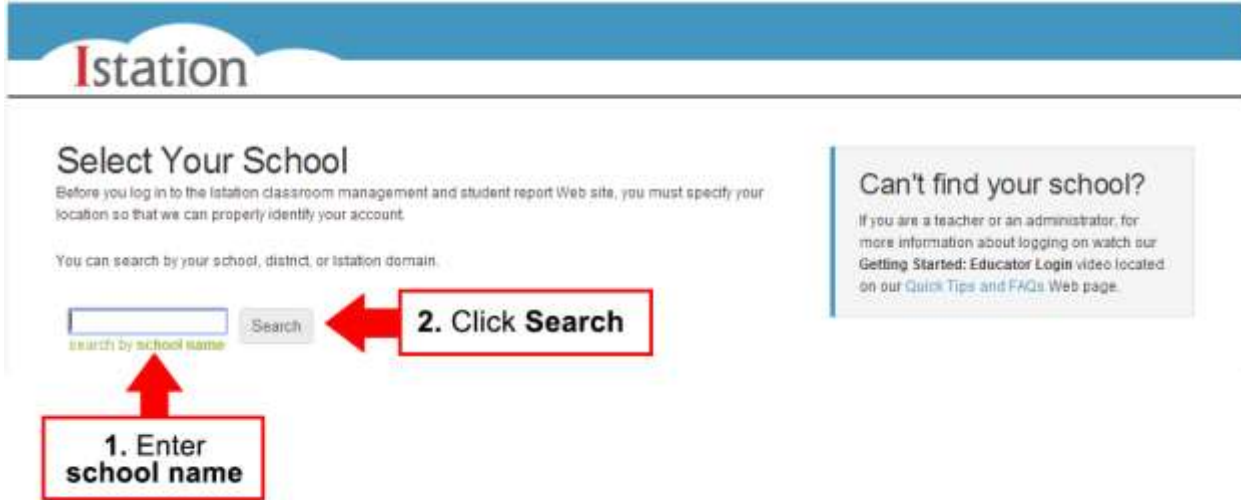
Using the Parent Portal - Reports and Resources

Parents have the opportunity to access reports and monitor their child's progress. Please obtain your child's username, password, and domain information from the classroom teacher. To gain access to reports and resources, please follow these steps:

- Go to www.texassuccess.org and click on **Login** under the heading labeled **Reading**.



- Begin (1.) entering your child's **school name** and (2.) click **Search**.



Istation

Select Your School

Before you log in to the Istation classroom management and student report Web site, you must specify your location so that we can properly identify your account.

You can search by your school, district, or Istation domain.

Search

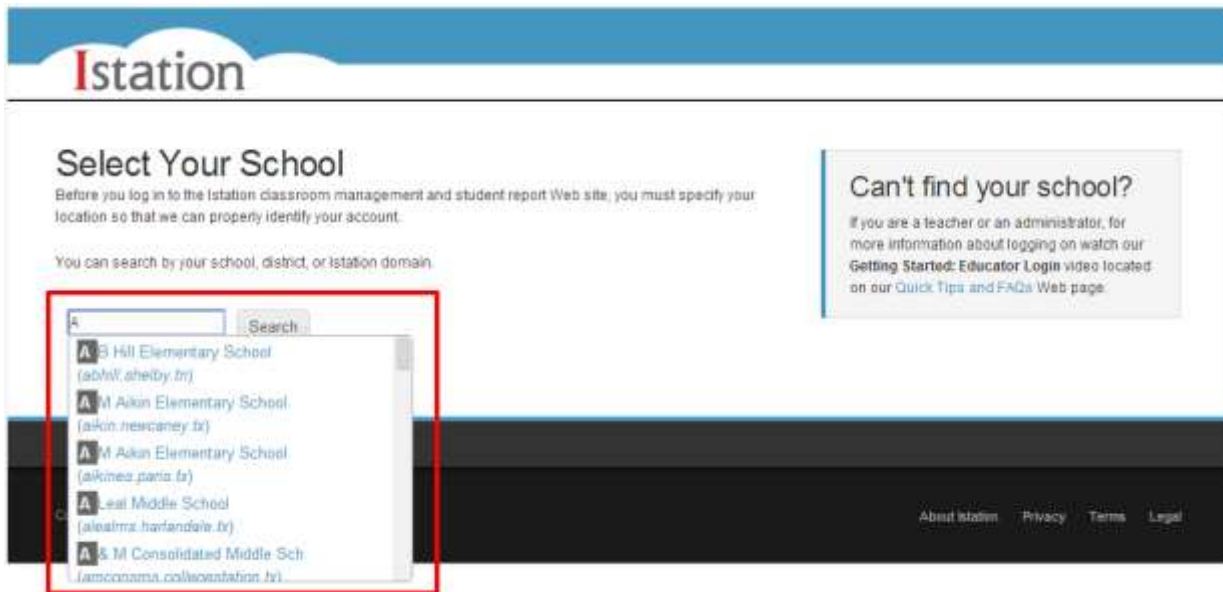
1. Enter school name

2. Click Search

Can't find your school?

If you are a teacher or an administrator, for more information about logging on watch our **Getting Started: Educator Login** video located on our [Quick Tips and FAQs](#) Web page.

- A list of schools will appear formatted like this [schoolname.districtname.tx]. Select your child's school from the list.



Istation

Select Your School

Before you log in to the Istation classroom management and student report Web site, you must specify your location so that we can properly identify your account.

You can search by your school, district, or Istation domain.

Search

- A B Hill Elementary School (abhill_sheiby.tx)
- A M Aikin Elementary School (aikin_newcaney.tx)
- A M Aikin Elementary School (aikines_paris.tx)
- A Leal Middle School (alealms_hartandale.tx)
- A & M Consolidated Middle Sch (amccomsa_collwinstation.tx)

[About Istation](#) [Privacy](#) [Terms](#) [Legal](#)


- (1.) Enter your child's **user name** and **password**. (2.) Click **Log On**.

The screenshot shows the Istation login interface. At the top left is the Istation logo. Below it is the 'Log On' section with a welcome message and a link to select a different school if needed. To the right is a section titled 'Do you need help logging on?' with a link to a video and a FAQ page. Below the welcome message are two input fields: 'User name' and 'Password'. A red box with the text '1. Enter user name and password' has two red arrows pointing to these fields. Below the password field is a 'Log On' button. A second red box with the text '2. Click Log On' has a red arrow pointing to the 'Log On' button. To the right of the login fields is a 'Student Login' section with instructions for students. At the bottom left of the login section is a link for 'Forgotten Your User Name or Password?'.

- The first time you login, please review the Privacy Statement and Terms of Use. Read both carefully before accepting.

The screenshot shows the Istation Terms of Use agreement page. At the top left is the Istation logo. Below it is a 'Welcome' section with a thank you message and a link to the Terms of Use. Below the welcome message is a checkbox labeled 'I agree with the Terms of Use and understand Istation's Privacy Statement.' To the right of the checkbox are 'Continue' and 'Cancel' buttons. Below the checkbox are links for 'Privacy Statement' and 'Terms of Use', and a 'Print Terms of Use' button. The 'Terms of Use' section is expanded, showing the following text: 'Imagination Station, Inc. ("Istation") welcomes you. The following Terms of Use and Service (these "Terms") are important. Please read carefully. Istation provides customers with a variety of resources, including, but not limited to, (i) one or more of Istation's interactive educational-based applications (collectively the "Licensed Applications"), (ii) Istation's Internet Web site (the "Web site"), currently located at www.istation.com, (iii) account information regarding the Licensed Applications and the Web site, (iv) materials and documentation (including, but not limited to, preprinted forms, form letters, resource materials, lesson plans, books, images of Istation characters, and so-called "Black Line Masters" coloring-book style pictures) available from the Web site.'

Once logged into the parent portal, you will see four sections: **Resources**, **Reports**, **Lexile® - Find a Book**, and **Books Library**.



[Istation at Home](#)
[Resources](#)

[language settings](#)

Istation at Home

Your school has chosen to equip you with the tools you need to improve your child's reading growth. We are excited to partner with you as a parent to reinforce your child's learning outside of the classroom.

Resources

We offer a variety of support materials and activities to help you reinforce your child's learning at home. Suggested activities are based on the current instruction your child is receiving within the computer program. Use your child's current cycle placement to choose activities.

[go to resources >>](#)

Reports

We keep you informed through easy-to-read Web-based reports. Istation reports allow you to watch your child's progress by summarizing his or her growth throughout the school year.

Student Summary Report
The Student Summary Report shows how your child is performing in all the different skill areas on Istation's ISIP assessment. ISIP measures your child's ability in all critical areas of reading. Ability scores are used to show reading growth throughout the school year. [View This Report >>](#)

Skill Growth Report
The Skill Growth Report shows each skill assessed by ISIP and how your child is progressing in each skill. The skill goals become more difficult each month throughout the school year. [View This Report >>](#)

Writing Reports
The *Writing Rules* Reports display all writing responses students have submitted during writing activities in *Writing Rules*.
[Writing Rules Paragraph Traits Report: View This Report>>](#)
[Writing Rules Essay Report: View This Report>>](#)

What do the Reports Mean?

Ability Scores
Ability scores are used to tell you how your child performed on the ISIP assessment. Like measuring your child's height with a ruler, the ability score measures a student's reading growth over time. As your child's reading ability improves, the ability score increases in number.

Instructional Tiers
The goal of ISIP is to identify children at risk of reading difficulties. Instructional tiers are used to identify your child's level of risk. His or her ability scores are used to place him or her within an instructional tier. The criterion for determining tiers becomes progressively more difficult over the school year.

- Tier 1: Performing at grade level
- Tier 2: Performing moderately below grade level and in need of intervention
- Tier 3: Performing seriously below grade level and in need of intensive intervention

Lexile® – Find A Book

ISIP™ Reading comprehension scores are now correlated to Lexile reader measures. Students are given a Lexile score every time they take the ISIP comprehension subtest. To find books that are in the range of your child's reading ability use the Find A Book link. [Find A Book>>](#)

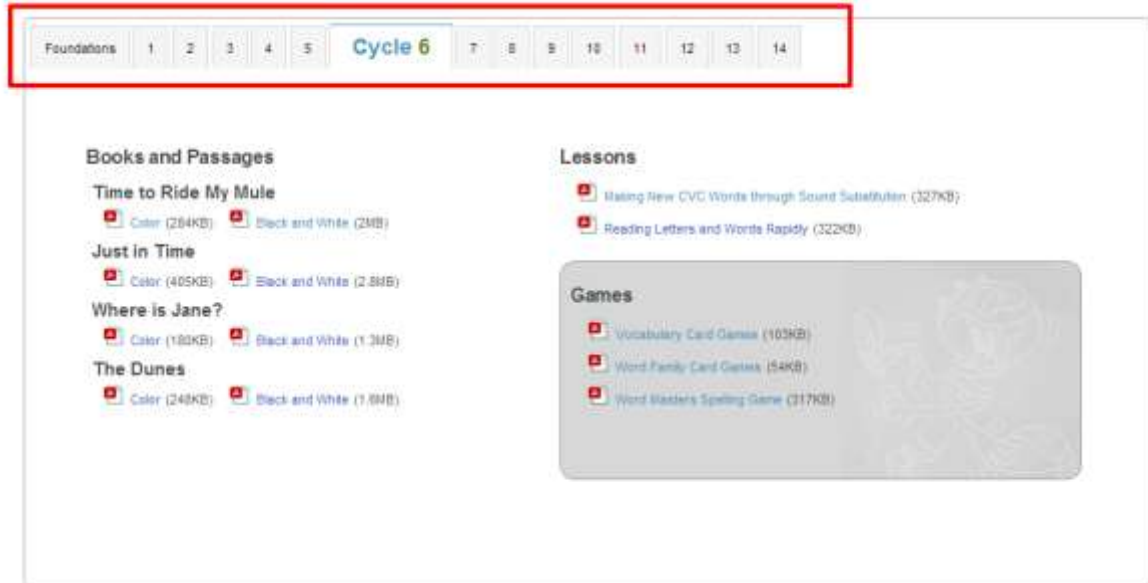
Books Library

A student virtual library is available in Istation. The library contains the books that your child has previously read in the program. You can allow your child to re-read these books on his or her own, read them to you, or print them to read later. The library can be accessed by having your child click the "Books" button after logging into the program on the computer.


- By clicking on the word **Resources**, you will find in which cycle your child is working within Istation. Istation is organized into sequential cycles of instruction. The cycles, **Foundations to Cycle 14**, include reading intervention curricular content that focuses on learning to read and reading to learn. While foundation skills are more prevalent in early cycles, the content in a cycle does not focus on skills for a single grade level. Your child is placed in the cycle that is appropriate for his or her learning based on his or her performance on the ISIP assessment component of Istation.

The screenshot shows the Istation website interface. At the top, the Istation logo is on the left, and navigation links for "Istation at Home" and "Resources" are on the right. Below the navigation, there is a "language settings" link. The main heading is "Resources", followed by a sub-heading "Your student is currently working in Cycle 6". A paragraph explains that Istation Reading is organized into sequential cycles from Foundations to Reading Cycle 14, and that the student is placed in the cycle appropriate for their learning based on ISIP assessment performance. Another paragraph states that Istation's reading intervention includes reading instruction across grades, focusing on skills needed to improve reading growth. To the right, a box titled "Instructions for Activities" lists three items: "Suggested Activities for Vocabulary Cards (266KB)", "Suggested Activities for Word Family Cards (219KB)", and "The Word Masters Card Game Instructions (215KB)". Below this, a horizontal navigation bar shows cycles from Foundations to 14, with "Cycle 6" highlighted. Underneath, there are three sections: "Books and Passages" with four items (Time to Ride My Mule, Just in Time, Where is Jane?, and The Dunes), each with color and black and white options; "Lessons" with two items (Making New CVC Words through Sound Substitution and Reading Letters and Words Rapidly); and "Games" with three items (Vocabulary Card Games, Word Family Card Games, and Word Masters Spelling Game).

- By clicking on the **cycle** in which your child is currently working, you will have a variety of resources from which to choose. You can select **Books and Passages**, **Lessons**, and **Games** to work with your child based on where they are in the Istation program.



- A list of additional instructions for suggested games and activities is also available for use with your child at home. (1.) By clicking on each of the activities, you will receive (2.) a set of directions and suggestions for using the (3.) included resources: Vocabulary Cards, Word Family Cards, or Word Masters Card Game.



[Istation at Home](#)
[Resources](#)

[language settings](#)

Resources

Your student is currently working in Cycle "Foundations".

Istation Reading is organized into sequential cycles of reading instruction from Foundations to Reading Cycle 14. Your child is placed in the cycle that is appropriate for his or her learning based on his or her performance on the ISIP assessment.

Istation's reading intervention includes reading instruction across grades. The instruction in a cycle does not focus on skills for a single grade level but is focused on the skills your child needs to improve reading growth.

Instructions for Activities

- [Suggested Activities for Vocabulary Cards \(288KB\)](#)
- [Suggested Activities for Word Family Cards \(276KB\)](#)
- [The Word Masters Card Game Instructions \(315KB\)](#)

2.

Vocabulary Cards

All suggested activities can be done with just you and your child. You can involve more members of the family to make the activity fun for the whole family.

Vocabulary cards should be printed from your computer and cut out for use in suggested activities. Paper and pencil may be needed for some of the suggested activities.

With an adult

Show three vocabulary cards and show them to your child. Have your child read them aloud and then make a sentence with all three words. Your child can either share the sentences orally or write the sentences on paper. If desired, you can direct your child to make sentences that are silly, serious, humorous, unbelievable, short, long, descriptive, etc.

With a friend

Select a variety of words from the vocabulary cards for the cycle your child is working in. Have your child cut vocabulary cards for pairs of words. If your child is unfamiliar with parts of speech, show him or her to sort by people, places, things, actions, descriptions, etc.

With a friend or the computer

Select compound words made from two words, such as mathemat from cycle 7-10 vocabulary cards, and place the cards in a pile. Have your child draw a card, place a booktick between the two words, and then say the word aloud. If your child has correctly divided and read the word, he or she gets to keep the card. If not, the card is placed back in the word pile and play resumes with the drawing of another card.

With a friend or the computer

Select compound words and/or multisyllabic words (words with more than one syllable) from cycles 7-10 vocabulary cards, and place the cards in a pile. Have your child draw a card, say the word aloud, and then repeat the word, this time rapping it—break up each syllable. If your child has correctly read the word and rapped out each syllable, he or she gets to keep the card. If not, the card is placed back in the word pile, and play resumes with the drawing of another card.

Alone

Show your child a set of ten vocabulary cards. Think of a sentence with one of the words in it, and say the sentence to your child without saying the word from the pack. Pause and allow your child the opportunity to determine which word belongs in the sentence. For example, you might say, "The _____ man dropped his backpack when he stepped on his shoelaces" for the word *clumsy*. Your child should then select the card with the word that best completes the sentence. If he or she is correct, the vocabulary card is removed from play, and play continues with a new word and sentence. Stop if the incorrect card remains, and play continues with a new word and sentence.

Copyright © 2010 Istation®, All Rights Reserved. Istation









3.

Word Master Card Game

sick	sink
skin	skip
skunk	sock
spank	speck


Copyright © 2010 Istation®, All Rights Reserved.

- There are numerous books, vocabulary cards, lessons and activities to choose from in Istation. Below is just a small sample of what you will find.

z	v	k	y
			
z	v	k	y
			


Cycle 6 Page 1 of 1 © 2008 iStation All Rights Reserved





Humphrey Meets Baleena

Humphrey was a baby humpback whale. He was born in December in the warm bay waters near Hawaii. At first, Humphrey spent all of his time with his mother, drinking milk when he was hungry.



Order of Events

What You Need

- a piece of paper and a writing utensil
- a printed copy of "The Birthday Surprise"
- two printed copies of "Sequence Order"
- a printed copy of "Using Sequence Order"

How to Use

Today we're going to practice sequencing, writing the events of a story in the order in which they happen in a story. The sequence order of events usually includes a problem, attempts to solve the problem, and a solution. Understanding the order of events will help you better understand the story.

We can follow a sequence of events by paying attention to signal words, such as first, second, third, next, then, one, finally, before, and after. Write the signal words on the piece of paper. These words are sometimes called **order words**. Draw the following graphic organizer on the piece of paper, leaving enough space in each box so that a short sentence may be written in it.

First

↓

Next

↓

Last


This is a sequence chart. It shows the order in which events happen. After you write events in the boxes, you can see the chart and the order words to read the events in sequence. Explain that the boxes may be drawn horizontally or vertically.

Now watch me as I fill out a simple order of events. I want you to think about what I do first, next, and last. Then we'll use these events to fill in the sequence chart. Ready? Put out your math tools or materials around it, and go ahead. **What did I do first?** Okay, you could be engaged. Give your child ideas that you could put your child into the chart. **What did I do next?** Allow your child to respond. Give your child ideas that you could record your child's ideas in the chart. **What did I do last?** Allow your child to respond. Give your child ideas that you could record your child's ideas in the chart.

Word Bank Cards - Sight Words

sick	sink
skin	skip
skunk	sock
spank	speck

- There are three types of reports available for parents in Istation that will keep you informed of your child's progress. By clicking on the words **View This Report**, you will be able to view your child's individual reports.



[Istation at Home](#)
[Resources](#)

[language settings](#)

Istation at Home

Your school has chosen to equip you with the tools you need to improve your child's reading growth. We are excited to partner with you as a parent to reinforce your child's learning outside of the classroom.

Resources

We offer a variety of support materials and activities to help you reinforce your child's learning at home. Suggested activities are based on the current instruction your child is receiving within the computer program. Use your child's current cycle placement to choose activities.
[go to resources >>](#)

Reports

We keep you informed through easy-to-read Web-based reports. Istation reports allow you to watch your child's progress by summarizing his or her growth throughout the school year.

Student Summary Report
 The Student Summary Report shows how your child is performing in all the different skill areas on Istation's ISIP assessment. ISIP measures your child's ability in all critical areas of reading. Ability scores are used to show reading growth throughout the school year. [View This Report >>](#)

Skill Growth Report
 The Skill Growth Report shows each skill assessed by ISIP and how your child is progressing in each skill. The skill goals become more difficult each month throughout the school year. [View This Report >>](#)

Writing Reports
 The Writing Rules Reports display all writing responses students have submitted during writing activities in Writing Rules!
[Writing Rules Paragraph Traits Report: View This Report>>](#)
[Writing Rules Essay Report: View This Report>>](#)

Lexile® – Find A Book

ISIP™ Reading comprehension scores are now correlated to Lexile reader measures. Students are given a Lexile score every time they take the ISIP comprehension subtest. To find books that are in the range of your child's reading ability use the Find A Book link. [Find A Book>>](#)

Books Library

A student virtual library is available in Istation. The library contains the books that your child has previously read in the program. You can allow your child to re-read these books on his or her own, read them to you, or print them to read later. The library can be accessed by having your child click the "Books" button after logging into the program on the computer.

What do the Reports Mean?

Ability Scores
 Ability scores are used to tell you how your child performed on the ISIP assessment. Like measuring your child's height with a ruler, the ability score measures a student's reading growth over time. As your child's reading ability improves, the ability score increases in number.

Instructional Tiers
 The goal of ISIP is to identify children at risk of reading difficulties. Instructional tiers are used to identify your child's level of risk. His or her ability scores are used to place him or her within an instructional tier. The criterion for determining tiers becomes progressively more difficult over the school year.

- Tier 1: Performing at grade level
- Tier 2: Performing moderately below grade level and in need of intervention
- Tier 3: Performing seriously below grade level and in need of intensive intervention

- **The Student Summary Report** shows how your child is performing in all the different areas on Istation's ISIP assessment. ISIP measures your child's ability in all the critical areas of reading. Ability scores are used to show growth throughout the school year.

Program Overview

Current Reading Program Cycle: 14
 Last Date Used: Mon Feb 24 2014 04:45:13 PM (-06:00)


Program Usage (hours): 1.4
 Lexile Student Measure: 1400L

Istation's Indicators of Progress (ISIP™)


Results as of the February assessment. – The Student Summary Handout Report shows how your child is performing in all the different skill areas on Istation's ISIP assessment. ISIP measures your child's ability in all critical areas of reading. Ability scores are used to show reading growth throughout the school year.

Overall Reading: Tier 1 Performing at or above grade level.
 Grade Equivalent: 8.11 (Performing as an average 8th Grade student who took this test in July.)

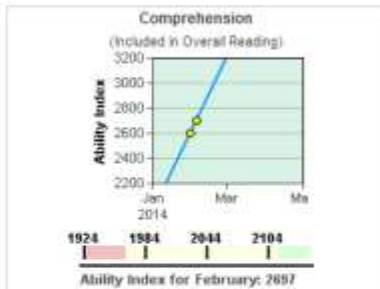
Text Fluency: Tier 1 Performing at or above grade level.
 Grade Equivalent: 8.11 (Performing as an average 8th Grade student who took this test in July.)



Percentile Rank: Better than or equal to 99% of students who took this test in February.



Percentile Rank: Better than or equal to 98% of students who took this test in February.



Percentile Rank: Better than or equal to 98% of students who took this test in February.

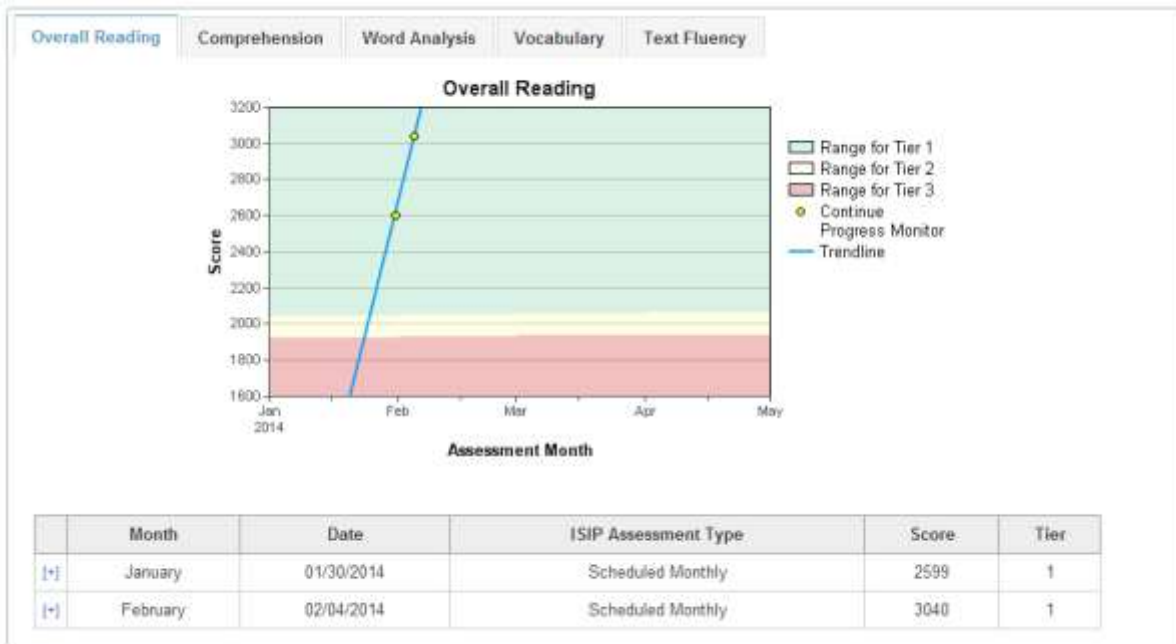


Percentile Rank: Better than or equal to 99% of students who took this test in February.



Percentile Rank: Better than or equal to 99% of students who took this test in February.

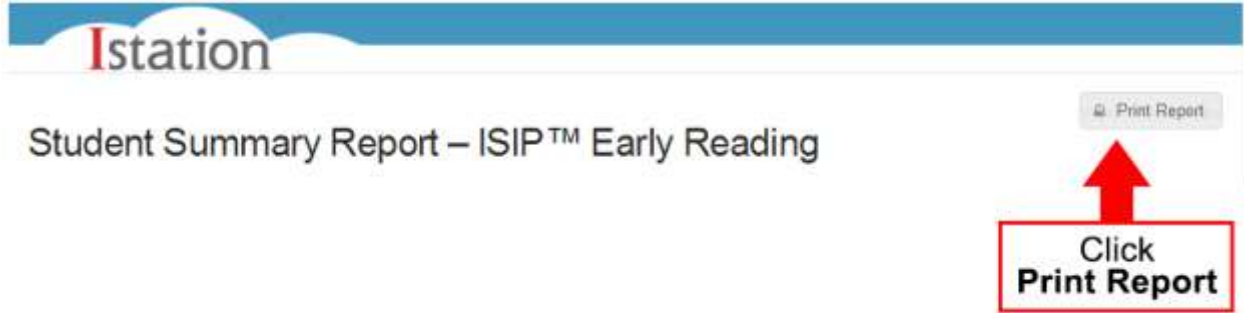
- **The Skill Growth Report** shows each skill assessed by ISIP and how your child is progressing in each skill. The skill goals become more difficult each month throughout the school year.




- **The Writing Rules! Report** displays all written responses students have submitted during completion of activities in the Writing Rules! section of Istation.

The screenshot shows the Istation "Writing Rules Essay Report" for the year 2013/2014. It includes a "Print Report" button and a link to "Go to Writing Rules Paragraph Traits Report". The text describes the Personal Narrative unit and provides a link to a "Personal Narrative Rubric (405KB) A four-point holistic assessment tool". Below this, there are five buttons for draft stages: "Graphic Organizer" (in progress), "First Draft" (not started), "Edited Draft" (not started), "Published Draft" (not started), and "Revised Draft" (not started). A paragraph explains the purpose of the graphic organizer. The "Date last modified" is 2/11/2014 2:07:46 PM. The topic is "Winning the game isn't always important" and the introduction text is visible.

- ***Tips:*** To print reports, click the **PRINT REPORT** button. Click on the **X** in the upper right corner to close the report and return to the home page.



- By clicking on the word **Lexile® - Find a Book**, you will be able to choose books that are in the range of your child's reading ability. Once you've clicked on Lexile – Find a Book, a screen will display allowing you to enter your child's Lexile measure and search for books.



[Istation at Home](#)
[Resources](#)

[language settings](#)

Istation at Home

Your school has chosen to equip you with the tools you need to improve your child's reading growth. We are excited to partner with you as a parent to reinforce your child's learning outside of the classroom.

Resources

We offer a variety of support materials and activities to help you reinforce your child's learning at home. Suggested activities are based on the current instruction your child is receiving within the computer program. Use your child's current cycle placement to choose activities.
[go to resources >>](#)

Reports

We keep you informed through easy-to-read Web-based reports. Istation reports allow you to watch your child's progress by summarizing his or her growth throughout the school year.

Student Summary Report
The Student Summary Report shows how your child is performing in all the different skill areas on Istation's ISIP assessment. ISIP measures your child's ability in all critical areas of reading. Ability scores are used to show reading growth throughout the school year. [View This Report >>](#)

Skill Growth Report
The Skill Growth Report shows each skill assessed by ISIP and how your child is progressing in each skill. The skill goals become more difficult each month throughout the school year. [View This Report >>](#)

Writing Reports
The Writing Rules! Reports display all writing responses students have submitted during writing activities in Writing Rules!
[Writing Rules Paragraph Traits Report: View This Report>>](#)
[Writing Rules Essay Report: View This Report>>](#)

What do the Reports Mean?

Ability Scores
Ability scores are used to tell you how your child performed on the ISIP assessment. Like measuring your child's height with a ruler, the ability score measures a student's reading growth over time. As your child's reading ability improves, the ability score increases in number.

Instructional Tiers
The goal of ISIP is to identify children at risk of reading difficulties. Instructional tiers are used to identify your child's level of risk. His or her ability scores are used to place him or her within an instructional tier. The criterion for determining tiers becomes progressively more difficult over the school year.

- Tier 1: Performing at grade level
- Tier 2: Performing moderately below grade level and in need of intervention
- Tier 3: Performing seriously below grade level and in need of intensive intervention

Lexile® – Find A Book

ISIP™ Reading comprehension scores are now correlated to Lexile reader measures. Students are given a Lexile score every time they take the ISIP comprehension subtest. To find books that are in the range of your child's reading ability use the Find A Book link. [Find A Book>>](#)

Books Library


A student virtual library is available in Istation. The library contains the books that your child has previously read in the program. You can allow your child to re-read these books on his or her own, read them to you, or print them to read later. The library can be accessed by having your child click the "Books" button after logging into the program on the computer.

- Your child's Lexile measure is found at the top right of the Student Summary Report (sample shown above). Enter the Student Lexile Measure from the report in the box as shown below and you can begin selecting topics and books that are just right for your child

Find the Right Book for You!

Step 1: Enter Your Lexile

Tell us your Lexile measure, and find books you'd like to read!

[Buscando libros en español?](#) [Looking for Primary Sources?](#)  [Find a Book](#)

My Lexile measure is

Lexile L

Lexile Range L L

[Submit](#)

I don't know my Lexile measure

Or

My Current Grade is:

I find the books I read for school difficult.

I find the books I read for school just right.

I find the books I read for school easy.

Istation Help and Technical Support

Istation Support is available Monday through Friday from 7:30 AM to 6:30 PM in the event you encounter any technical issues. You may contact Istation by phone at 866-883-7323 option 2, or send an email to support@istation.com.

For additional questions, or to learn more about Texas SUCCESS, please visit www.texassuccess.org, email help@texassuccess.org or call toll-free 877-315-4918.